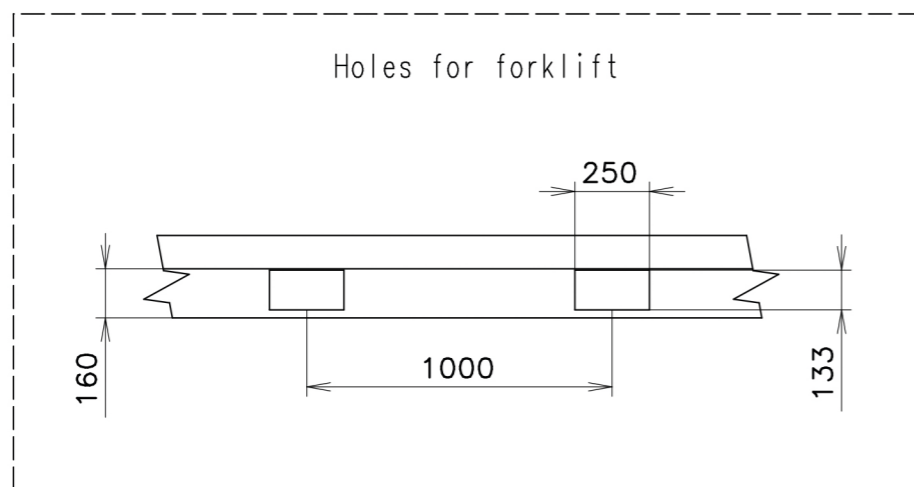
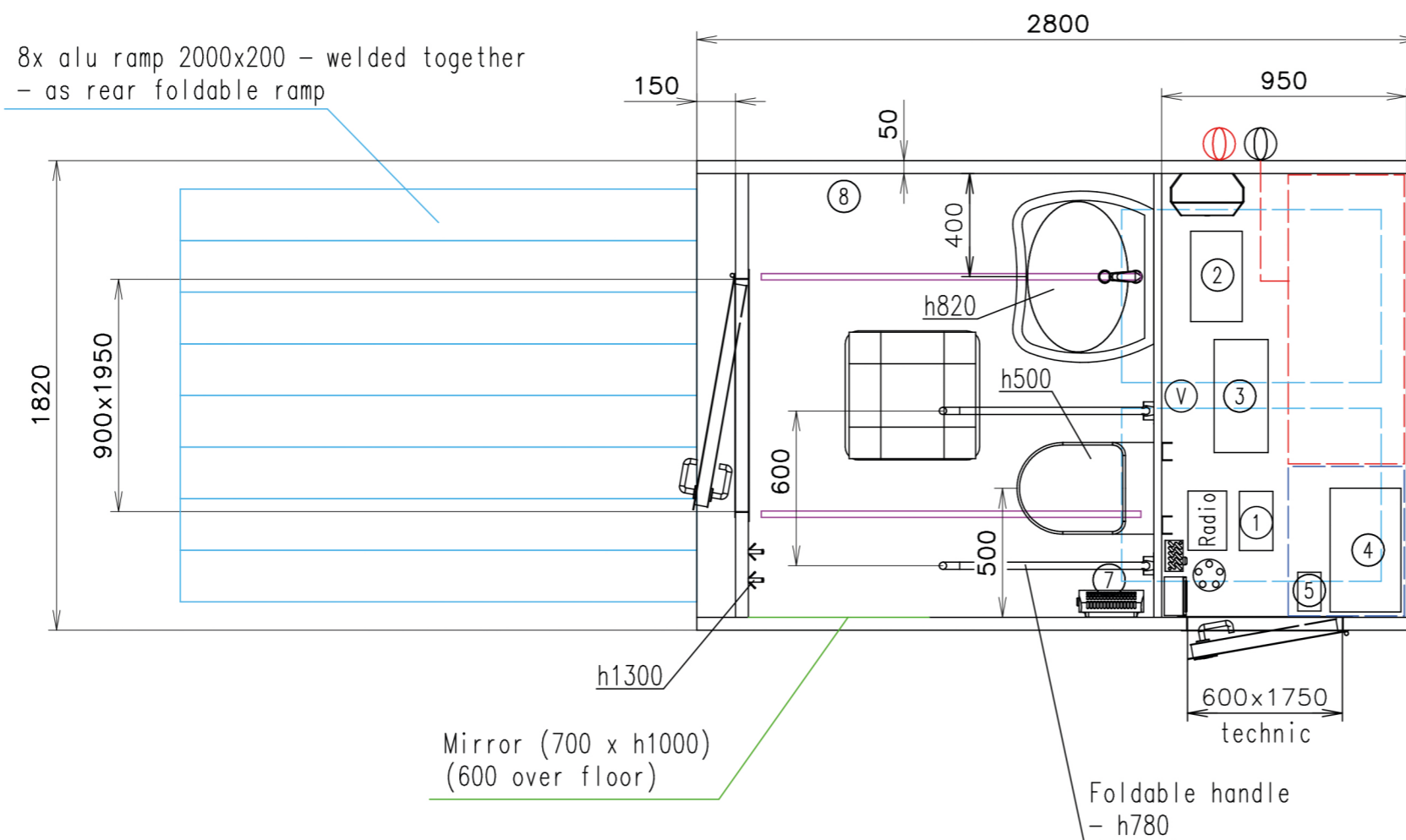


Connection hoses and cables

Water hose:	✓
Waste water hose:	✗
Electric cable:	✓



(Cabling and piping is not shown on the 3D views and drawings)

Not allowed to drive with water/waste in tanks

Heatings + boiler only with external electric connection

Waste water from vacuum pump either to tank or directly out through wall

Doors - without cylinders

Notes:

Interior height:	2100 mm	Total weight:	-
Color:	RAL 9010	Tare weight-estimate:	-
Floor:	PVC PVC Supreme plus 110	Centre of wheels from rear side:	-
Date:	1.9.2023	Wheels:	-



Drawing number: (4336-32)
4345-28-sketch 2 EWK_1/2 (Sprenger)

Connection hoses and cables	
Water hose:	✓
Waste water hose:	✗
Electric cable:	✓

Ⓧ Water connection 3/4" (through the wall) + filter + reduction valve

Ⓢ Electric connection (through the wall) (230V-16A)

Ⓣ Effluent connection 2,5" (through wall, valve inside tech. room) or 1" (directly from Jets pump, through wall)

Ⓛ Power point

Ⓛ Power point 12V

Ⓛ Light switch

Ⓛ Switch board (1200 over floor)

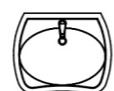
Ⓛ LED stripe

Ⓛ Heating (500W)

Ⓛ Heating (200W)

Ⓛ Solar panel

Ⓛ Floor drain hole



Wash-basin Kolo (650x560)(68465)(for disabled) + standart water tap



Vacuum toilet Jets



Hot water boiler Wterm FHN (5l)



Waste-water tank (on the floor) (11120 x w450 x h900 = 400l) + sonography sensor + indicator



Water tank (on the floor) (11120 x w450 x h900 = 200l) + sonography sensor + indicator



Roof window Dometic (400x400)



Ventilation ø120



Brush toilet



Special toilet paper holder



Clothes hanger

Ⓛ Mirror (700 x h1100) + black frame around

① Water pump Shurflo (12V)

② Gray water tank Jets 12l

③ Vacuumator Jets ULTIMA C200 DC

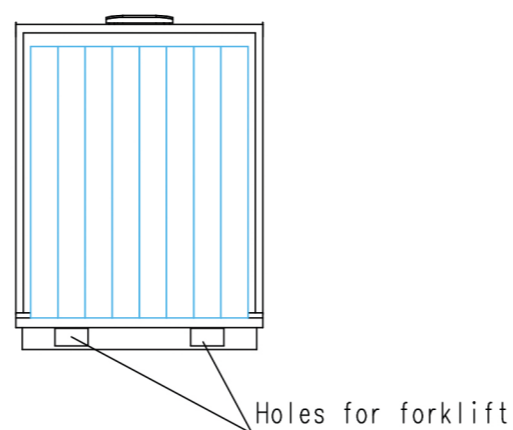
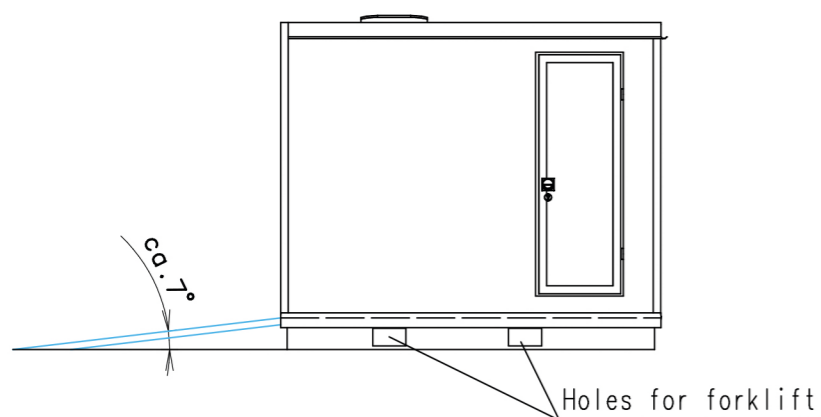
④ Battery Banner Energy Bull 230Ah (12V)

⑤ Charger Multi XS 25A

⑥ Regulator EP Solar 20A

⑦ Speaker - in the roof

⑧ Foldable changing table for baby (like 3421-37)



(Cabling and piping is not shown on the 3D views and drawings)

Not allowed to drive with water/waste in tanks

Heatings + boiler only with external electric connection

Waste water from vacuum pump either to tank or directly out through wall

Doors - without cylinders

Notes:

Interior height:	2100 mm	Total weight:	-
Color:	RAL 9010	Tare weight-estimate:	-
Floor:	PVC PVC Supreme plus 110	Centre of wheels from rear side:	-
Date:	1.9.2023	Wheels:	-

Sani Mobil

Drawing number: (4336-32)
4345-28-sketch 2 EWK_2/2 (Sprenger)